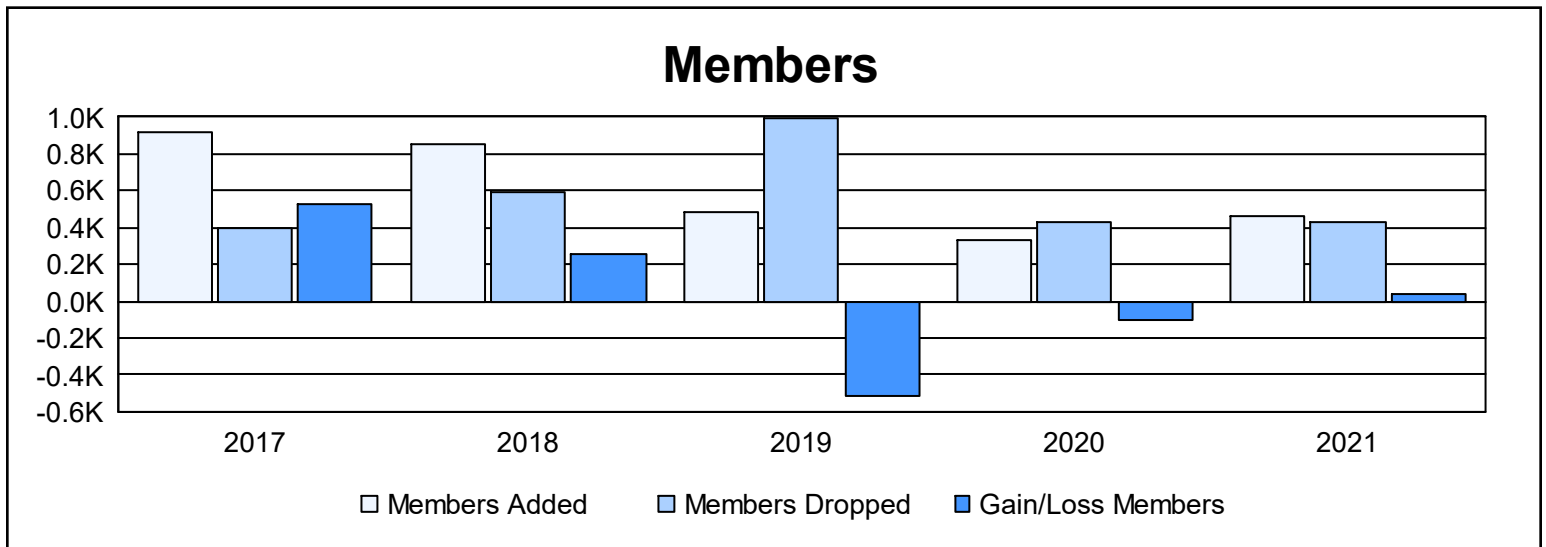
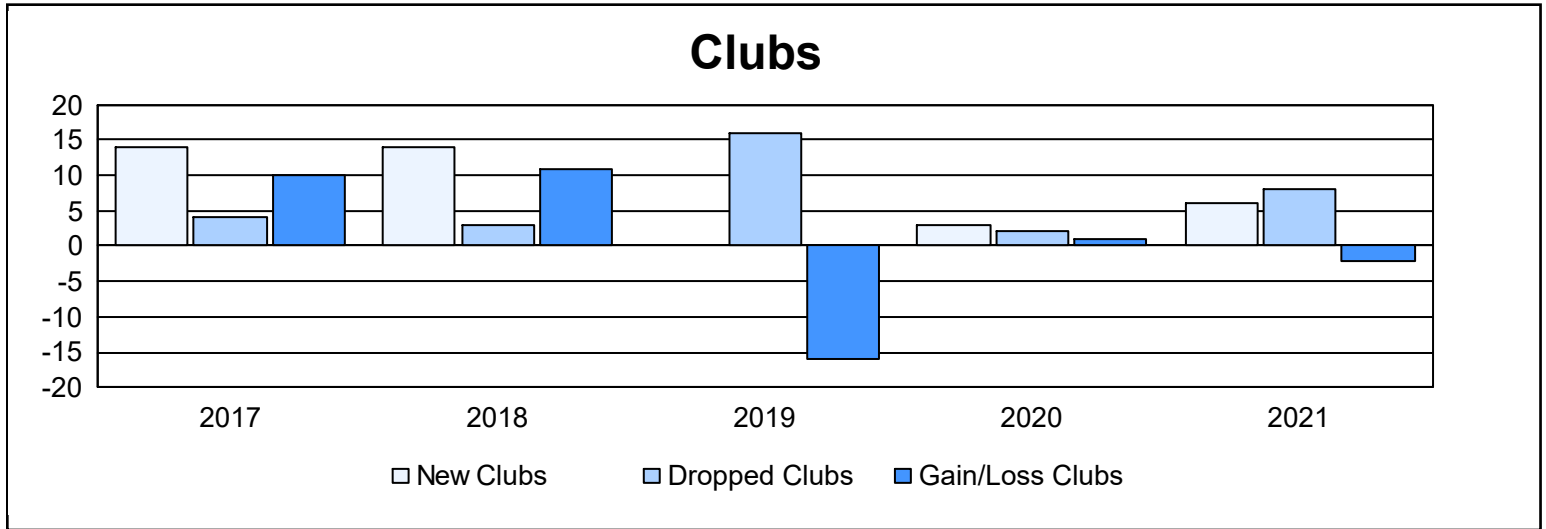
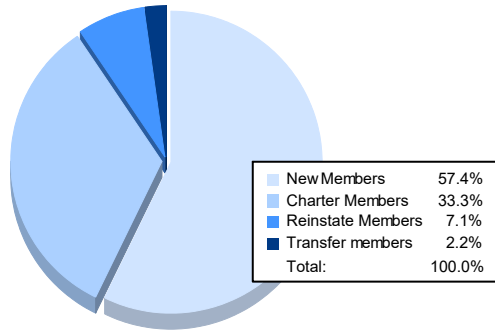


Year	New Clubs	Dropped Clubs	Gain/ Loss Clubs	New Members	Charter Members	Reinstate Members	Transfer Members	Total Member Added	Total Members Dropped	Gain/ Loss Members
2016-2017	14	4	10	463	370	77	5	915	393	522
2017-2018	14	3	11	450	347	31	24	852	597	255
2018-2019	0	16	-16	214	112	147	12	485	999	-514
2019-2020	3	2	1	212	80	33	3	328	429	-101
2020-2021	6	8	-2	265	154	33	10	462	425	37
<b>Average</b>	<b>7</b>	<b>7</b>	<b>1</b>	<b>321</b>	<b>213</b>	<b>64</b>	<b>11</b>	<b>608</b>	<b>569</b>	<b>40</b>



### Membership Composition June 2021 Cumulative



### Gender Composition June 2021 Cumulative

